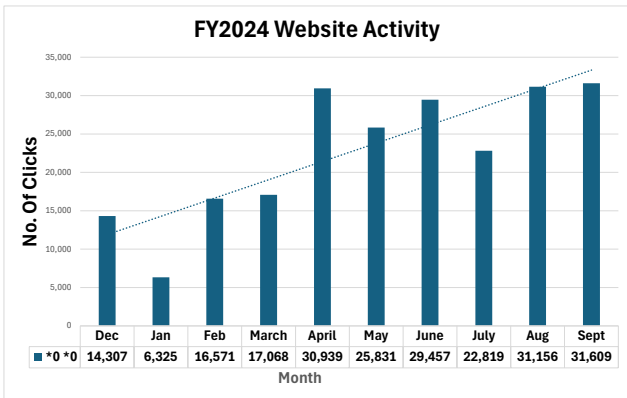


# 2025.04.14 Website and Google Analytics Report

## Hillsborough Soil Water

FY2024	No. of Clicks
Oct	*0
Nov	*0
Dec	14,307
Jan	6,325
Feb	16,571
March	17,068
April	30,939
May	25,831
June	29,457
July	22,819
Aug	31,156
Sept	31,609

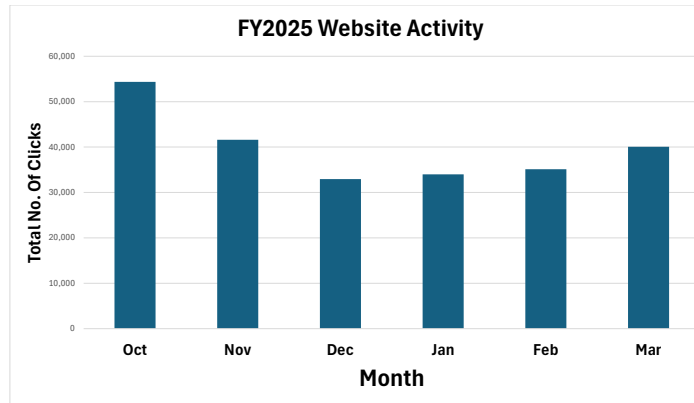
<b>Total No. Clicks</b>	<b>226,082</b>
-------------------------	----------------



\*Updated Website began Nov/Dec 2024

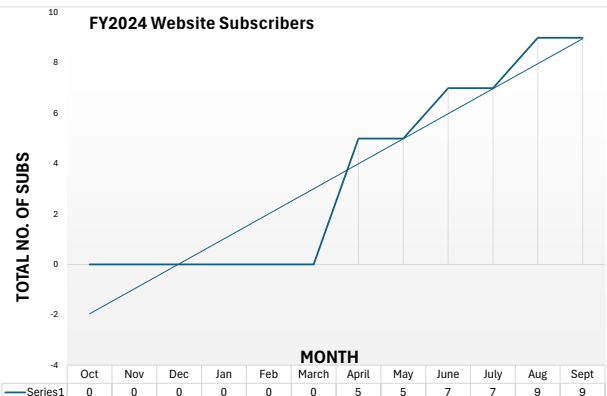
FY2025	No. of Clicks
Oct	54,360
Nov	41,612
Dec	32,946
Jan	34,000
Feb	35,105
Mar	40,072
April	
May	
June	
July	
Aug	
Sept	

<b>Total No. of Clicks</b>	<b>238,095</b>
----------------------------	----------------



FY2024	Total No. of Subs
Oct	*0
Nov	*0
Dec	0
Jan	0
Feb	0
March	0
April	5
May	5
June	7
July	7
Aug	9
Sept	9

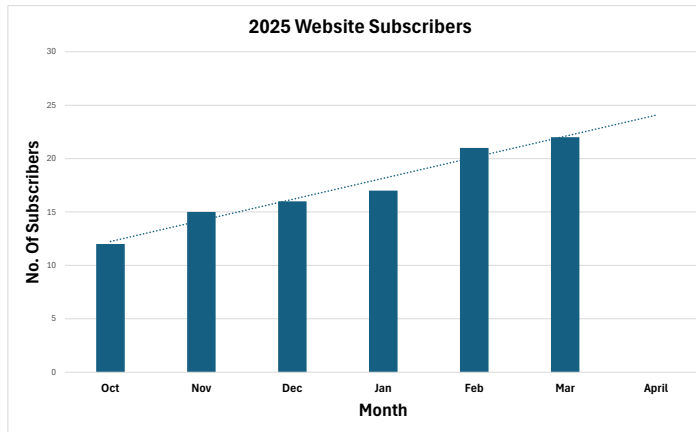
<b>Total No Subs</b>	<b>9</b>
----------------------	----------



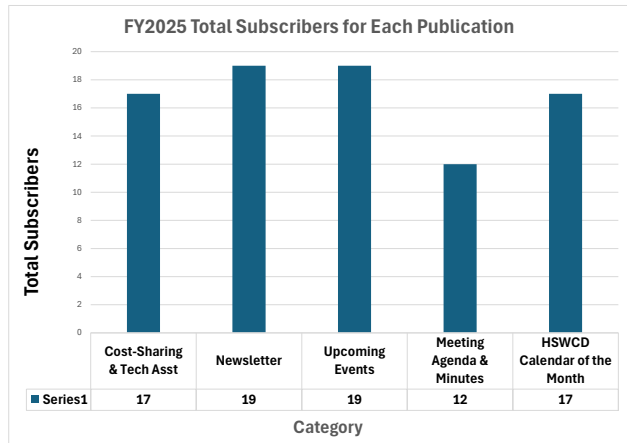
\*Updated Website began Nov/Dec 2024

FY2025	Total No. of Subs
Oct	12
Nov	15
Dec	16
Jan	17
Feb	21
Mar	22
April	
May	
June	
July	
Aug	
Sept	

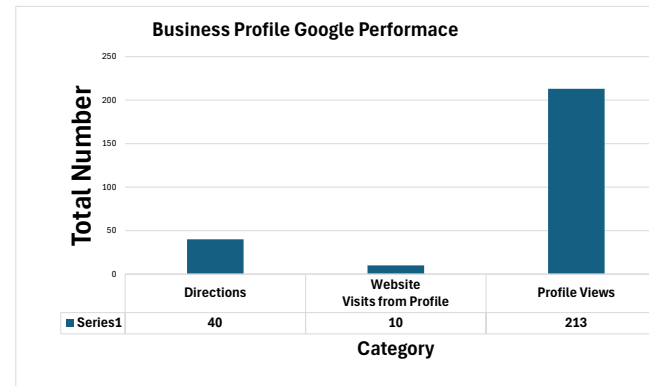
<b>Total No Subs</b>	<b>22</b>
----------------------	-----------



FY2025	Category of Subscribers
Cost-Sharing & Tech Asst	17
Newsletter	19
Upcoming Events	19
Meeting Agenda & Minutes	12
HSWCD Calendar of the Month	17



2025	Google Performance Report
Directions	40
Website Visits from Profile	10
Profile Views	213



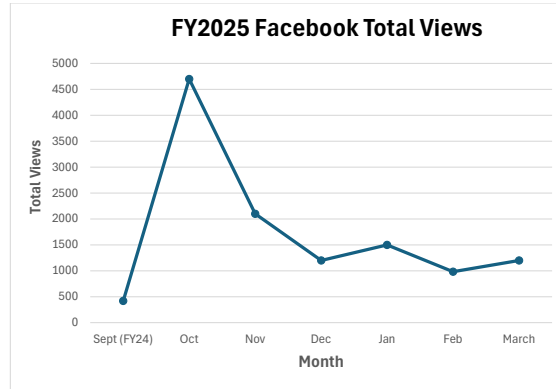
## 2025.04.14 Facebook Media Report Hillsborough Soil Water

FY2024	Total Views
Oct	*0
Nov	*0
Dec	*0
Jan	*0
Feb	*0
March	*0
April	*0
May	*0
June	*0
July	*0
Aug	*0
Sept	418

<b>Total for FY2024</b>	<b>418</b>
-------------------------	------------

FY2025	Total Views
Sept (FY24)	418
Oct	4,700
Nov	2,100
Dec	1,200
Jan	1,500
Feb	982
March	1,200
April	
May	
June	
July	
Aug	
Sept	

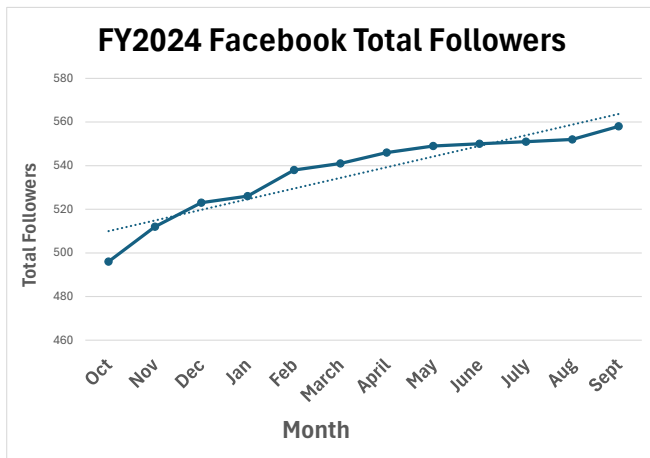
<b>Total for FY2025</b>	<b>12,100</b>
-------------------------	---------------



\*Data not available for FY2024 Oct-Aug

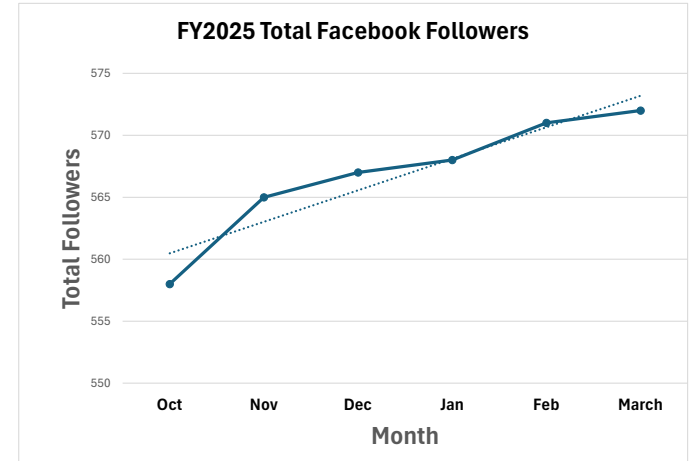
FY2024	Total Followers
Oct	496
Nov	512
Dec	523
Jan	526
Feb	538
March	541
April	546
May	549
June	550
July	551
Aug	552
Sept	558

<b>Total for FY2024</b>	<b>558</b>
-------------------------	------------



FY2025	Total Followers
Oct	558
Nov	565
Dec	567
Jan	568
Feb	571
March	572
April	
May	
June	
July	
Aug	
Sept	

<b>Total for FY2025</b>	<b>572</b>
-------------------------	------------



**2025.04.14 Phone Contact and Plant City Chamber Contact Report**

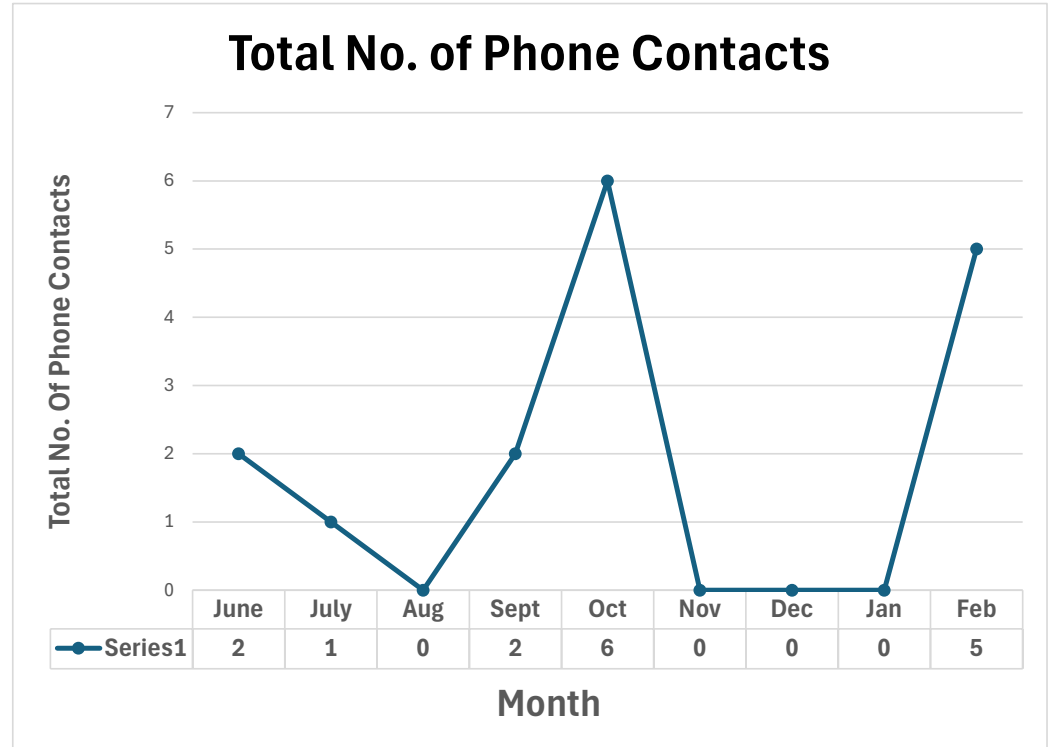
**Hillsborough Soil Water**

FY2024	# of Contacts
Oct	0
Nov	0
Dec	0
Jan	0
Feb	0
March	0
April	0
May	0
June	2
July	1
Aug	0
Sept	2

<b>Total for FY2024</b>	<b>5</b>
-------------------------	----------

FY2025	# of Contacts
June	2
July	1
Aug	0
Sept	2
Oct	6
Nov	0
Dec	0
Jan	0
Feb	5
March	0
April	
May	
June	
July	
Aug	

<b>Total for FY2025</b>	<b>11</b>
-------------------------	-----------



*\*Landline phone was down due to Hurricane Milton 24 Nov-25 Jan*

FY2025	Plant City Chamber Website	Total
03/24-03/25	Total Views & Impressions	1832
10/24-01/25	Job Posting Views	47